

## UNITED CREDIT LIMITED

No. UCL-BSE/ 108 /2021-22

July 8, 2021

The Manager  
DCS – Corporate Relationship Department  
BSE Ltd.  
Floor 25, P. J. Towers  
Dalal Street  
Mumbai – 400001

Scrip Code No. 531091

Dear Sir,


Regulation 31(1)(b) of SEBI (Listing Obligations and Disclosure Requirements) Regulations, 2015

In compliance of Regulation 31(1)(b) of SEBI (Listing Obligations and Disclosure Requirements) Regulations, 2015, we forward herewith the Shareholding Pattern for the quarter ended 30<sup>th</sup> June, 2021 along with the name and other details of entities / persons holding more than 1 percent equity share capital of the Company and foreign holding.


Information is being posted on the website of the Company.

Thanking you,

Yours faithfully,  
For UNITED CREDIT LIMITED

  
(Arunabha Biswas)  
Vice President & Co. Secretary

Encl : As above



HS/Bombay Stock Exchange

### UNITED CREDIT GROUP

REGISTERED OFFICE : 27-B, CAMAC STREET (8TH FLOOR), KOLKATA - 700 016

PHONE : +91-33-2287-9359, 2287-9360, 2287-9185, FAX : +91-33-2287-2047

CIN : L65993WB1970PLC027781

E-mail : [unitedcreditltd@gmail.com](mailto:unitedcreditltd@gmail.com),

Website : [www.unitedcreditltd.com](http://www.unitedcreditltd.com)

## Format of holding of specific securities

Annexure - I

Name of the Listed Entity : UNITED CREDIT LIMITED

Scrip Code : 531091

Name of the scrip :

CSE : 10031023

Class of Security : EQUITY

Share Holding Pattern Filed under Reg.31(1)(b) for Quarter ending : 30.06.2021

Declaration : The Listed entity is required to submit the following declaration to the extent of submission of information :-

	Particulars	Yes*	No*
1	Whether the Listed Entity has issued any partly paid up shares ?		No
2	Whether the Listed Entity has issued any Convertible Securities or Warrants ?		No
3	Whether the Listed Entity has any shares against which Depository receipts are issued ?		No
4	Whether the Listed Entity has any shares in locked-in ?		No
5	Whether any shares held by Promoters are pledged or otherwise encumbered ?		No



Table I - Summary Statement holding of specified securities

Category	Category of shareholder	Nos. of shareholders	No. of fully paid up equity shares held	No. of partly paid-up equity shares held	No. of shares underlying Depository Receipts	Total no. of shares held	Shareholding as a % of total no. of shares (calculated as per SCRR, 1957)	Number of Voting Rights held in each class of securities			No. of Shares Underlying Outstanding convertible securities (including Warrants)	Shareholding as a % assuming full conversion of convertible securities (as a percentage of diluted share capital)	Number of Locked in shares	Number of Shares pledged or otherwise encumbered	Number of equity shares held in dematerialised form			
(i)	(ii)	(iii)	(iv)	(v)	(vi)	(vii) = (iv)+(v)+(vi)	(viii) As a % of (A+B+C2)	(ix)			(x)	(xi) = (vii)+(x) As a % of (A+B+C2)	(xii)	(xiii)	(xiv)			
								No. of Voting Rights										
								Class eg : X	Class eg : Y	Total	Total as a % of (A+B+C)		No. (a)	As a % of total Shares held (b)	No. (a)	As a % of total Shares held (b)		
(A)	Promoter & Promoter Group	4	3082113	0	0	3082113	67.85	3082113	0	3082113	67.85	0	67.85	0	0.00	0	0.00	3082113
(B)	Public	2315	2245710	0	0	2245710	42.15	2245710	0	2245710	42.15	0	42.15	0	0.00	0	0.00	1977491
(C)	Non Promoter - Non Public	0	0	0	0	0	0.00	0	0	0	0.00	0	0.00	0	0.00	0	0.00	0
(C1)	Shares underlying DRs	0	0	0	0	0	0.00	0	0	0	0.00	0	0.00	0	0.00	0	0.00	0
(C2)	Shares held by Employees Trusts	0	0	0	0	0	0.00	0	0	0	0.00	0	0.00	0	0.00	0	0.00	0
	Total	2315	5327823	0	0	5327823	100.00	5327823	0	5327823	100.00	0	100.00	0	0.00	0	0.00	5059604



Table II- Statement showing shareholding pattern of the Promoter and Promoter Group

	Category & Name of the shareholders	PAN	No. of shareholder	No. of fully paid up equity shares held	Partly paid-up equity shares held	Nos. of shares underlying Depository Receipts	Total nos. shares held	Shareholding % calculated as per SCRR, 1957	Number of Voting Rights held in each class of securities			No. of Shares Underlying Outstanding convertible securities (including Warrants)	Shareholding as a % assuming full conversion of convertible securities (as a percentage of diluted share capital)	Number of Locked in shares	Number of Shares pledged or otherwise encumbered		Number of equity shares held in dematerialised form		
									(viii) As a % of (A+B+C2)	(ix)					(x)	(xi) = (viii)*(x) as a % of (A+B+C2)		(xii)	(xiii)
									No. of Voting Rights			Total as a % of Total Voting rights							
									Class X	Class Y	Total			No. (a)	As a % of total Shares held (b)	No. (a)	As a % of total Shares held (b)		
1	Indian																		
(a)	Individuals/Hindu Undivided Family		3	782849	0	0	782849	14.69	782849	0	782849	14.69	0	14.69	0	0.00	0	0.00	782849
	ASHOK KUNAR DABRIWALA*	ADEPO9029R	1	739540	0	0	739540	13.88	739540	0	739540	13.88	0	13.88	0	0.00	0	0.00	739540
	SUNANDA DABRIWALA*	ADQPD1669P	1	15460	0	0	15460	0.29	15460	0	15460	0.29	0	0.29	0	0.00	0	0.00	15460
	SICHARLHA SARAWGI*	ALLPS6689R	1	28849	0	0	28849	0.54	28849	0	28849	0.54	0	0.54	0	0.00	0	0.00	28849
	SUJATA SARAWGI*	ALMPS0489A	1	0	0	0	0	0.00	0	0	0	0.00	0	0.00	0	0.00	0	0.00	0
	MOTI DEVI SARAWGI*	AJBPS2849D	1	0	0	0	0	0.00	0	0	0	0.00	0	0.00	0	0.00	0	0.00	0
(b)	Central Government/State Governments																		
(c)	Financial Institutions/Banks																		
(d)	Any Other (Specify)																		
(d-1)	Bodies Corporate		1	2299264	0	0	2299264	43.16	2299264	0	2299264	43.16	0	43.16	0	0.00	0	0.00	2299264
	DABRIWALA BANLIYA UDYOG LIMITED*	AAAGD9146J	1	2299264	0	0	2299264	43.16	2299264	0	2299264	43.16	0	43.16	0	0.00	0	0.00	2299264
	Sub Total(A)(1)		4	3082113	0	0	3082113	57.85	3082113	0	3082113	57.85	0	57.85	0	0.00	0	0.00	3082113
2	Foreign																		
(a)	Individuals (Non-Resident Individuals/ Foreign Individuals)																		
(b)	Government																		
(c)	Institutions																		
(d)	Foreign Portfolio Investor																		
(e)	Any Other (Specify)																		
	Sub Total(A)(2)																		
	Total Shareholding of Promoter and Promoter Group (A) = (A)(1)+(A)(2)		4	3082113	0	0	3082113	57.85	3082113	0	3082113	57.85	0	57.85	0	0.00	0	0.00	3082113
Note:																			
(1) PAN would not be displayed on website of Stock Exchange(s)																			
(2) The term "Encumbrance" has the same meaning as assigned under regulation 22(3) of SEBI (Substantial Acquisition of Shares and Takeovers) Regulations, 2011																			
* Promoter																			
# Promoter Group																			






Table III- Statement showing shareholding pattern of the Public shareholder

Category & Name of the shareholders	PAN	Nos. of shareholder	No. of fully paid up equity shares held	Partly paid-up equity shares held	No. of shares underlying Depository Receipts	Total nos. shares held	Shareholding % calculated as per SCRR, 1957)	Number of Voting Rights held in each class of securities			No. of Shares Underlying Outstanding convertible securities (including Warrants)	Total shareholding as a % assuming full conversion of convertible securities (as a percentage of diluted share capital)	Number of Locked In shares		Number of Shares pledged or otherwise encumbered		Number of equity shares held in dematerialised form
								(vii) = (iv)+(v)+(vi)	(viii) As a % of (A+B+C2)				(ix)	(x)	(xi) = (vii)+(x) As a % of (A+B+C2)	(xii)	
								No. of Voting Rights			Total as a % of Total Voting Rights		No. (a)	As a % of total Shares held (b)	No. (Not applicable) (a)	As a % of total Shares held (Not applicable) (b)	
								Class X	Class Y	Total							
<b>1</b>	<b>Institutions</b>																
(a)	Mutual Funds		0	0	0	0	0.00	0	0	0	0.00	0	0.00	0	0.00	0	0.00
(b)	Venture Capital Funds																
(c)	Alternate Investment Funds																
(d)	Foreign Venture Capital Investors																
(e)	Foreign Portfolio Investors																
(f)	Financial Institutions/ Banks		1	350	0	0	350	0.01	350	0	350	0.01	0	0.00	0	0.00	0
(g)	Insurance Companies																
(h)	Provident Funds/ Pension Funds																
(i)	Any Other (Specify)																
	<b>Sub Total(B)(1)</b>		<b>1</b>	<b>350</b>	<b>0</b>	<b>0</b>	<b>350</b>	<b>0.01</b>	<b>350</b>	<b>0</b>	<b>350</b>	<b>0.01</b>	<b>0</b>	<b>0.00</b>	<b>0</b>	<b>0.00</b>	<b>0</b>
<b>2</b>	<b>Central Government/ State Government(s)/ President of India</b>																
	State Government		1	28137	0	0	28137	0.53	28137	0	28137	0.53	0	0.00	0	0.00	0
	<b>Sub Total(B)(2)</b>		<b>1</b>	<b>28137</b>	<b>0</b>	<b>0</b>	<b>28137</b>	<b>0.53</b>	<b>28137</b>	<b>0</b>	<b>28137</b>	<b>0.53</b>	<b>0</b>	<b>0.00</b>	<b>0</b>	<b>0.00</b>	<b>0</b>




3	Non-Institutions																			
(a)	Individuals - i. Individual shareholders holding nominal share capital up to Rs 2 lakhs		2235	740450	0	0	740450	13.90	740450	0	740450	13.90	0	13.90	0	0.00	0	0.00	570257	
	ii. Individual shareholders holding nominal share capital in excess of Rs. 2 lakhs.		7	317024	0	0	317024	5.95	317024	0	317024	5.95	0	5.95	0	0.00	0	0.00	284565	
	FAROOQ ARBI HALAI	ABTPH4591F	1	95868	0	0	95868	1.80	95868	0	95868	1.80	0	1.80	0	0.00	0	0.00	95868	
	LAXMIPAT DUDHERIA	AJHPD6848F	1	59957	0	0	59957	1.13	59957	0	59957	1.13	0	1.13	0	0.00	0	0.00	59957	
(b)	NBFCs registered with RBI																			
(c)	Employee Trusts																			
(d)	Overseas Depositor/es (holding DRs) (balancing figure)																			
(e)	Any Other (Specify)																			
(e-i)	NRI		20	23183	0	0	23183	0.44	23183	0	23183	0.44	0	0.44	0	0.00	0	0.00	20063	
	Non repatriation		8	10006	0	0	10006	0.19	10006	0	10006	0.19	0	0.19	0	0.00	0	0.00	7886	
	Repatriation		12	13177	0	0	13177	0.25	13177	0	13177	0.25	0	0.25	0	0.00	0	0.00	12177	
(e-ii)	Bodies Corporate		43	966368	0	0	966368	18.14	966368	0	966368	18.14	0	18.14	0	0.00	0	0.00	932468	
	UNITED NANOTECH PRODUCTS LIMITED	AAACU7835K	1	742374	0	0	742374	13.93	742374	0	742374	13.93	0	13.93	0	0.00	0	0.00	742374	
	MYSORE UDYOG PRIVATE LIMITED	AABCM1656L	1	121819	0	0	121819	2.29	121819	0	121819	2.29	0	2.29	0	0.00	0	0.00	121819	
(e-iii)	IEFF		1	164037	0	0	164037	3.08	164037	0	164037	3.08	0	3.08	0	0.00	0	0.00	164037	
(e-iv)	Clearing Member		7	6161	0	0	6161	0.12	6161	0	6161	0.12	0	0.12	0	0.00	0	0.00	6161	
	Sub Total(B)(3)		2313	2217223	0	0	2217223	41.62	2217223	0	2217223	41.62	0	41.62	0	0.00	0	0.00	1977491	
	Total Public Shareholding (B)= (B)(1)+(B)(2)+(B)(3)		2315	2245710	0	0	2245710	42.15	2245710	0	2245710	42.15	0	42.15	0	0.00	0	0.00	1977491	
	Note:																			
	(1) PAN would not be displayed on website of Stock Exchange(s)																			
	(2) The above formats need to be disclosed along with the name of the following persons : Institutions/ Non Institutions holding more than 1% of total number of shares																			
	(3) W.r.t. the information pertaining to Depository Receipts, the same may be disclosed in the respective columns to the extent information available and the balance to be disclosed as held by custodian																			



**Details of the shareholders acting as Persons in Concert including their Shareholding (No. and %)**

Name of shareholder	Category	No. of shares held	Holding %
NIL			



Details of shares which remain unclaimed with details such as number of shareholders, outstanding shares held in demat/ unclaimed suspense account, voting rights which are frozen etc.


No. of shareholders	No. of shares
NIL	





Table IV- Statement showing shareholding pattern of the Non Promoter and Non Public shareholder

	Category & Name of the shareholders	PAN	No. of shareholder	No. of fully paid up equity shares held	Partly paid-up equity shares held	Nos. of shares underlying Depository Receipts	Total no. shares held	Shareholding % calculated as per SCRR, 1957)	Number of Voting Rights held in each class of securities			No. of Shares Underlying Outstanding convertible securities (including Warrants)	Total shareholding as a % assuming full conversion of convertible securities (as a percentage of diluted share capital)	Number of Locked in shares		Number of Shares pledged or otherwise encumbered		Number of equity shares held in dematerialised form (not applicable)
									(ix)	(x)	(xi) = (vii)+(x) As a % of (A+B+C2)			(xii)	(xiii)	(xiv)		
	(i)	(ii)	(iii)	(iv)	(v)	(vi)	(vii) = (iv)+(v)+(vi)	(viii) As a % of (A+B+C2)	(ix)			(x)	(xi) = (vii)+(x) As a % of (A+B+C2)	(xii)	(xiii)	(xiv)		
									No. of Voting Rights			Total as a % of Total Voting rights	No.	As a % of total Shares held	No. (Not applicable)	As a % of total Shares held (Not applicable)		
									Class X	Class Y	Total							
1	Custodian/ DR Holder																	
(a)	Name of DR Holder (if available)																	
(b)																		
(c)																		
2	Employee Benefit Trust (under SEBI (Share based Employee Benefit) Regulations, 2014)																	
(a)	Name																	
	Total Non-Promoter-Non Public Shareholding (C) = (C)(1)+(C)(2)			0	0	0	0	0.00	0	0	0	0.00	0	0.00	0	0.00	0	0.00
Note :																		
(1) PAN would not be displayed on website of Stock Exchange(s)																		
(2) The above format needs to disclose name of all holders holding more than 1% of total number of shares																		
(3) W.r.t. the information pertaining to Depository Receipts, the same may be disclosed in the respective columns to the extent information available																		



## Annexure

Table V - Statement showing details of significant beneficial owners (SBOs)

Sr.No.	Details of the SBO (I)			Details of the registered owner (II)			Details of holding/ exercise of right of the SBO in the reporting Company, whether direct or indirect * : (III)		Date of creation/ acquisition of significant beneficial interest # (IV)	
	Name	PAN/ Passport No. In case of a foreign national	Nationality	Name	PAN/ Passport No. In case of a foreign national	Nationality	Whether by virtue of :			
							Shares	%		
							Voting rights	%		
							Rights on distributable dividend or any other distribution	%		
							Exercise of control			
							Exercise of significant influence			
1	ASHOK KUMAR DABRIWALA	ADEPD9029R	INDIAN	DABRIWALA BANUYA UDYOG LIMITED	AAACD9146J		Indirect holding of SBO	2299264	43.16%	27.04.2017
							Direct holding of SBO	738540	13.86%	
							<b>Total holding of SBO</b>	<b>3037804</b>	<b>57.02%</b>	
2	KALPANA JALAN	ACVPJ9522H	INDIAN	UNITED NANOTECH PRODUCTS LIMITED	AAACU7986K		Indirect holding of SBO	742374	13.93%	20.03.2019
							Direct holding of SBO	32459	0.61%	
							<b>Total holding of SBO</b>	<b>774833</b>	<b>14.54%</b>	

\* In case the nature of the holding/ exercise of the right of a SBO falls under multiple categories specified under (a) to (e) under Column III, multiple rows for the same SBO shall be inserted accordingly for each of the categories.

# This column shall have the details as specified by the listed entity under Form No. BEN-2 as submitted to the Registrar.

